





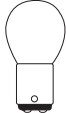
















Guide du choix des lampes














	TYPE DE LAMPE	CODE	TENSION	 CAMRAY	 MQM-NC	 SAF-T-RAY	 PHANTOM	 DIVIDER ^{MC}	 MT / MQ MQM		
TUNGSTÈNE DOUBLE CONTACTE À BAYONETTE	 S-8 570.0040 24V - 18W 570.0037 6V - 18W 570.0031 12V - 25W 570.0061 24V - 25W 570.0120 120V - 15W										
		 RP-11 570.0010 6V - 9W 570.0015 32V - 15W 570.0025 32V - 25W 570.0020 6V - 13W 570.0011 12V - 9W 570.0038 6V - 25W 570.0022 12V - 13W 570.0030 12V - 18W 570.0058 24V - 9W									
			 T-2 3/4 580.0012 6V - 6W 580.0017 6V - 10W 580.0013 6V - 8W 580.0011 6V - 12W 580.0022 6V - 20W 580.0014 12V - 8W 580.0015 12V - 12W 580.0023 24V - 20W 580.0016 12V - 14W 580.0027 12V - 20W 580.0030 12V - 50W 580.0031 24V - 20W 580.0030 12v - 55w 580.0031 24v - 70W								X
											X
											X
										X	
	LAMPES À CULOT POUSSOIR	 T-5 570.0026 6V - 7.2W 570.0016 6V - 9W 570.0025 12V - 9W 570.0028 12V - 8W 570.0029 12V - 18W 570.0045 24V - 9W 570.0046 24V - 18W 570.0012 6V - 5.4W							X	X	
									X	X	
										X	
									X	X	
									X	X	
									X	X	
									X		

 RS10 RS20 RS30T	 RSQB RSQBD RSQB2	 SIGNATURE	 SIGNATURE RSTH	 RS22	 RS40 RS26R	 RS-WP	 RS-WPRB	 MQM-NX	 RS10XP	 MQM-HZ
X				X		X				
X				X	RS40	X				
X				X		X				
X				X	RS40	X				
X				X	RS40	X				
X				X		X				
X				X		X				
X				X		X				
X				X	RS40	X				
X				X	RS40	X				
X				X		X				
X				X	RS40	X				
X				X	RS40	X				
X				X		X				
X				X		X				
X	X			X	X	X			X	
X	X			X	X	X			X	
X				X	RS40	X			X	
X	X			X	X	X				
X	X			X	X	X			X	
X	X			X		X				
X				X		X				
X				X	X	X			X	
X				X		X				
X				X		X				
X				X	X	X				
X				X		X				
X				X		X				
X	X			X		X				
X	X			X	RS26R	X				
X	X			X	RS26R	X				
X				X		X				
X	X			X	X	X				
X	X			X	X	X				
X	X			X	X	X				
X				X		X				

Guide du choix des lampes



	TYPE DE LAMPE	CODE	TENSION	 CAMRAY	 MQM-NC	 SAF-T-RAY	 PHANTOM	 DIVIDER ^{MC}	 MT / MQ MQM
HALOGÈNES À QUARTZ, DEUX BROCHES	 MR16	580.0074	6V - 6W		X				X
		580.0079	6V - 10W		X	X			X
		580.0080	12V - 12W		X	X	X		X
		580.0075	12V - 20W						X
		580.0068	12V - 20WH		X	X	X		
		580.0090	12V - 35WH				X		
		580.0089	12V - 50WH				X		
		580.0083	12V - 35W				X		
		580.0076	12V - 50W				X		
		580.0077	24V - 20W		X	X	X		
		580.0070	24V - 12W		X	X	X		X
		580.0084	24V - 35W				X		
		580.0078	24V - 50W				X		
		580.0065	120V - 20W		X	X			
		580.0066	120V - 35W						
580.0067	120V - 50W								
LAMPE À D.E.L.	 TAILLE D'UNE MR16	580.0063	12V - 5W		X				X
HALOGÈNES À FAISCEAU SCÉLÉ	 PAR36	550.0036	6V - 8W						
		550.0037	6V - 10W						
		550.0021	6V - 20W						
		550.0024	12V - 8W						
		550.0025	12V - 12W						
		550.0030	6V - 12W						
TUNGSTÈNE À FAISCEAU SCÉLÉ	 PAR36	550.0018	6V - 8W						
		550.0016	6V - 18W						
		550.0017	6V - 25W						
		550.0026	12V - 12W						
		550.0027	12V - 18W						
		550.0023	12V - 25W						
XÉNON	 T-3 1/4	570.0213	6V - 6W	X					
		570.0214	6V - 10W	X					
		570.0215	12V - 6W	X					
		570.0216	12V - 10W	X					

