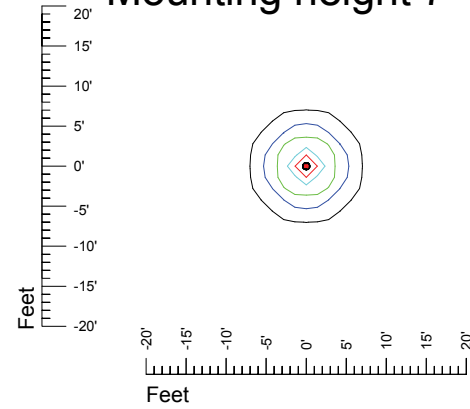


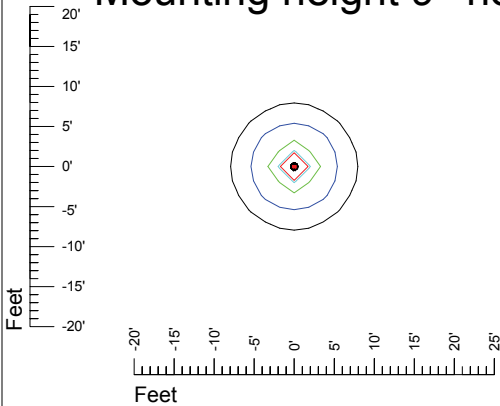
# Import the proper Iso-curves into your CAD drawing IES Photometric files D166 Iso curves in footcandles unit: feet

- 0.1 fc
- 0.25 fc
- 0.5 fc
- 1.0 fc
- 2.0 fc

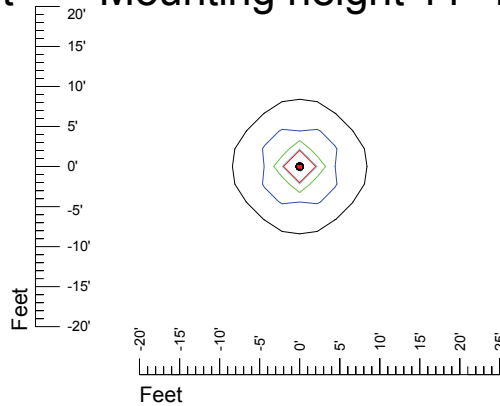
### Mounting height 7' no tilt



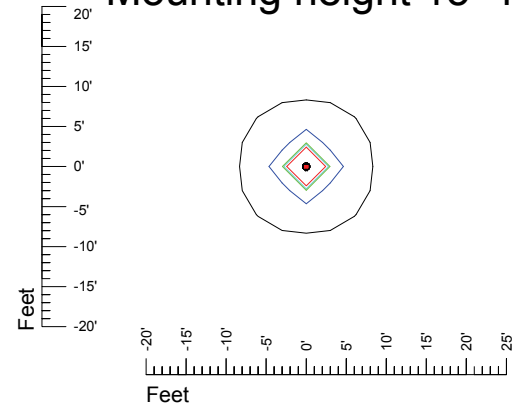
### Mounting height 9' no tilt




### Mounting height 11' no tilt



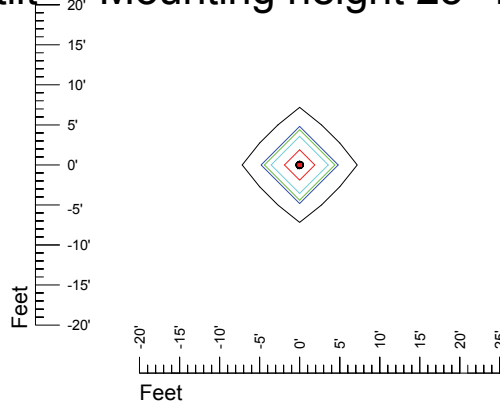
### Mounting height 15' no tilt



### Mounting height 20' no tilt



### Mounting height 25' no tilt



### Mounting height 30' no tilt

